



NATA LIGHTING CO.,LTD.
www.nata.cn
Email:info@nata.com
Tel:+86-750-3770000 Fax:+86-750-3771111
Address:380JinOu Road,GaoXin Zone,Jiang Men City,Guangdong,China

NT

Client:

LumCAT: 1-1380-L

Luminaire: 92.70.427.00

Report No: 20231123-B004

Ballast type: AC

Test No: 20231123-C004

Voltage(V): 34.430

LampCAT: LUMINUS CXM-9-AC40

Current(A): 0.331

Lamp flux(lm): 1706.1

Power (W): 11.396

Number of Lamps: 1

PF: 0.000

Length(mm): 0

Width(mm): 0

Phm Type: C

Height(mm): 0

Photometric Results

Lumens(lm): 1597.01, Efficiency(%): 93.61% , Luminous Efficacy(lm/W): 140.14

Central intensity(cd): 2272.680, Maximum intensity(cd): 2272.680

Angle of maximum intensity: C=0.0 γ =0.0

Beam Angle(50%Imax): [C0/180]Total=52.2

[C90/270]Total=52.2

Field angle(10%Imax): [C0/180]Total=72.0

[C90/270]Total=72.0

Beam angle of C0 plane : 52.10

Average BeamAngle(IEC 61341):52.10

Maximum s/h(1/2): C0_180=0.86 C90_270=0.86

Maximum s/h(1/4): C0_180=0.77 C90_270=0.77

Up flux rate of lamp(%): 0.00%

Down flux rate of lamp(%): 93.61%

Up flux rate of LUM(%): - -

Down flux rate of LUM(%): 100.00%

CIE Type : Direct lighting

Output flux ratio in π solid angle : 98.011%

$\gamma(^{\circ})$	Average I(cd)	Zonal F(lm)	Sum F(lm)	Eff Flux(%)	Eff Sum(%)
0.0	2272.680	0.000	0	0.00%	0.00%
1.0	2268.667	2.173	2.173	0.13%	0.14%
2.0	2258.427	6.498	8.671	0.38%	0.54%
3.0	2254.345	10.793	19.464	0.63%	1.22%
4.0	2251.715	15.083	34.547	0.88%	2.16%
5.0	2251.438	19.372	53.919	1.14%	3.38%
6.0	2243.135	23.620	77.539	1.38%	4.86%
7.0	2230.335	27.767	105.306	1.63%	6.59%
8.0	2214.006	31.807	137.114	1.86%	8.59%
9.0	2192.971	35.716	172.83	2.09%	10.82%
10.0	2165.018	39.438	212.268	2.31%	13.29%
11.0	2140.385	43.020	255.288	2.52%	15.99%
12.0	2110.010	46.463	301.751	2.72%	18.89%
13.0	2081.365	49.741	351.492	2.92%	22.01%
14.0	2053.342	52.924	404.416	3.10%	25.32%
15.0	2020.406	55.926	460.342	3.28%	28.83%
16.0	1984.773	58.687	519.029	3.44%	32.50%
17.0	1940.351	61.125	580.154	3.58%	36.33%
18.0	1894.339	63.226	643.379	3.71%	40.29%
19.0	1836.148	64.903	708.282	3.80%	44.35%
20.0	1771.938	66.038	774.32	3.87%	48.49%
21.0	1686.901	66.417	840.737	3.89%	52.64%
22.0	1597.436	66.000	906.737	3.87%	56.78%
23.0	1491.226	64.808	971.545	3.80%	60.84%
24.0	1362.245	62.387	1033.932	3.66%	64.74%
25.0	1241.996	59.215	1093.147	3.47%	68.45%
26.0	1142.415	56.284	1149.432	3.30%	71.97%
27.0	1026.636	53.066	1202.498	3.11%	75.30%
28.0	907.031	48.956	1251.454	2.87%	78.36%
29.0	775.767	44.027	1295.481	2.58%	81.12%
30.0	653.726	38.596	1334.077	2.26%	83.54%
31.0	551.398	33.537	1367.614	1.97%	85.64%
32.0	461.580	29.021	1396.634	1.70%	87.45%
33.0	381.220	24.829	1421.464	1.46%	89.01%
34.0	306.998	20.828	1442.291	1.22%	90.31%
35.0	255.616	17.473	1459.764	1.02%	91.41%
36.0	226.064	15.337	1475.101	0.90%	92.37%
37.0	180.550	13.261	1488.362	0.78%	93.20%

$\gamma(^{\circ})$	Average I(cd)	Zonal F(lm)	Sum F(lm)	Eff Flux(%)	Eff Sum(%)
38.0	130.067	10.368	1498.73	0.61%	93.85%
39.0	106.466	8.074	1506.804	0.47%	94.35%
40.0	88.372	6.795	1513.599	0.40%	94.78%
41.0	72.596	5.732	1519.331	0.34%	95.14%
42.0	61.705	4.879	1524.21	0.29%	95.44%
43.0	52.302	4.223	1528.433	0.25%	95.71%
44.0	45.826	3.704	1532.137	0.22%	95.94%
45.0	40.422	3.315	1535.452	0.19%	96.15%
46.0	35.904	2.985	1538.437	0.17%	96.33%
47.0	32.396	2.716	1541.153	0.16%	96.50%
48.0	29.517	2.503	1543.656	0.15%	96.66%
49.0	27.199	2.329	1545.985	0.14%	96.80%
50.0	25.089	2.180	1548.165	0.13%	96.94%
51.0	23.394	2.051	1550.216	0.12%	97.07%
52.0	21.975	1.947	1552.163	0.11%	97.19%
53.0	20.730	1.858	1554.021	0.11%	97.31%
54.0	19.609	1.778	1555.799	0.10%	97.42%
55.0	18.599	1.706	1557.504	0.10%	97.53%
56.0	17.803	1.645	1559.149	0.10%	97.63%
57.0	17.035	1.593	1560.742	0.09%	97.73%
58.0	16.357	1.544	1562.286	0.09%	97.83%
59.0	15.755	1.501	1563.788	0.09%	97.92%
60.0	15.174	1.461	1565.249	0.09%	98.01%
61.0	14.703	1.426	1566.675	0.08%	98.10%
62.0	14.219	1.394	1568.068	0.08%	98.19%
63.0	13.783	1.362	1569.43	0.08%	98.27%
64.0	13.382	1.333	1570.763	0.08%	98.36%
65.0	13.015	1.306	1572.069	0.08%	98.44%
66.0	12.676	1.282	1573.351	0.08%	98.52%
67.0	12.302	1.256	1574.607	0.07%	98.60%
68.0	11.991	1.231	1575.838	0.07%	98.67%
69.0	11.687	1.208	1577.046	0.07%	98.75%
70.0	11.389	1.185	1578.231	0.07%	98.82%
71.0	11.078	1.161	1579.392	0.07%	98.90%
72.0	10.773	1.136	1580.528	0.07%	98.97%
73.0	10.496	1.112	1581.64	0.07%	99.04%
74.0	10.185	1.087	1582.728	0.06%	99.11%
75.0	9.936	1.063	1583.791	0.06%	99.17%

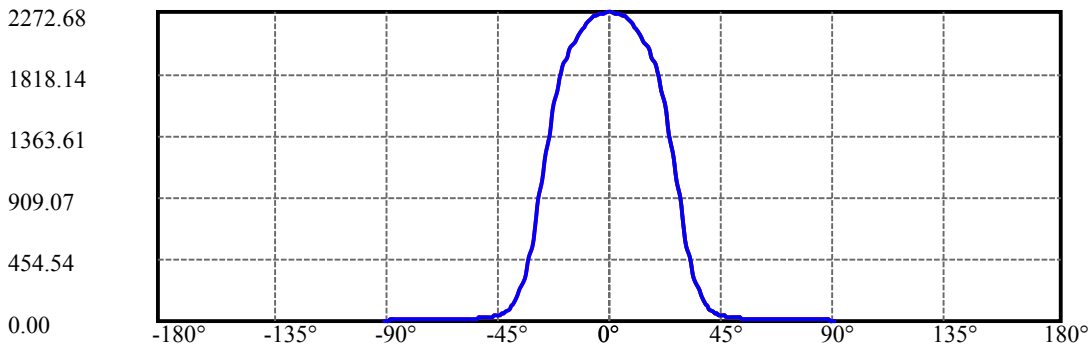
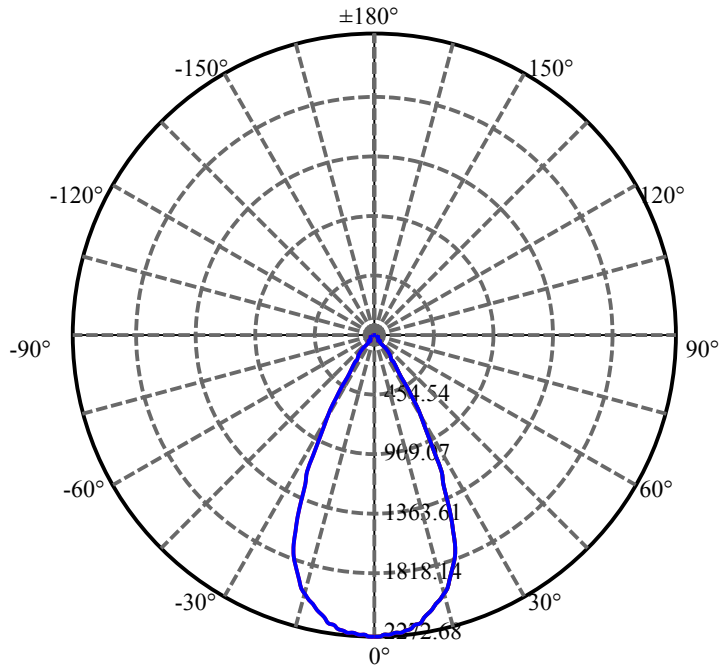
$\gamma(^{\circ})$	Average I(cd)	Zonal F(lm)	Sum F(lm)	Eff Flux(%)	Eff Sum(%)
76.0	9.618	1.038	1584.829	0.06%	99.24%
77.0	9.382	1.013	1585.842	0.06%	99.30%
78.0	9.106	0.990	1586.832	0.06%	99.36%
79.0	8.857	0.965	1587.797	0.06%	99.42%
80.0	8.587	0.940	1588.737	0.06%	99.48%
81.0	8.365	0.917	1589.654	0.05%	99.54%
82.0	8.151	0.896	1590.549	0.05%	99.60%
83.0	7.957	0.876	1591.425	0.05%	99.65%
84.0	7.722	0.854	1592.279	0.05%	99.70%
85.0	7.528	0.832	1593.112	0.05%	99.76%
86.0	7.362	0.814	1593.925	0.05%	99.81%
87.0	7.189	0.796	1594.722	0.05%	99.86%
88.0	7.030	0.779	1595.501	0.05%	99.91%
89.0	6.885	0.763	1596.263	0.04%	99.95%
90.0	6.822	0.752	1597.015	0.04%	100.00%

ZONAL LUMEN SUMMARY

Zone	Lumens	%Lamp	%Fixt
0-30	1334.08	78.19%	83.54%
0-40	1513.60	88.72%	94.78%
0-60	1565.25	91.74%	98.01%
0-90	1596.26	93.56%	99.95%
0-120	1596.26	93.56%	99.95%
0-180	1597.01	93.61%	100.00%
60-90	31.01	1.82%	1.94%
90-120	0.00	0.00%	0.00%
90-130	0.00	0.00%	0.00%
90-150	0.00	0.00%	0.00%
90-180	0.00	0.00%	0.00%
0-28.59	1277.61	74.88%	80.00%

ZONAL LUMEN SUMMARY

0-10	212.27
10-20	562.05
20-30	559.76
30-40	179.52
40-50	34.57
50-60	17.08
60-70	12.98
70-80	10.51
80-90	7.53
90-100	0.00
100-110	0.00
110-120	0.00
120-130	0.00
130-140	0.00
140-150	0.00
150-160	0.00
160-170	0.00
170-180	0.00



C0(Max): —————

C0/C180: —————

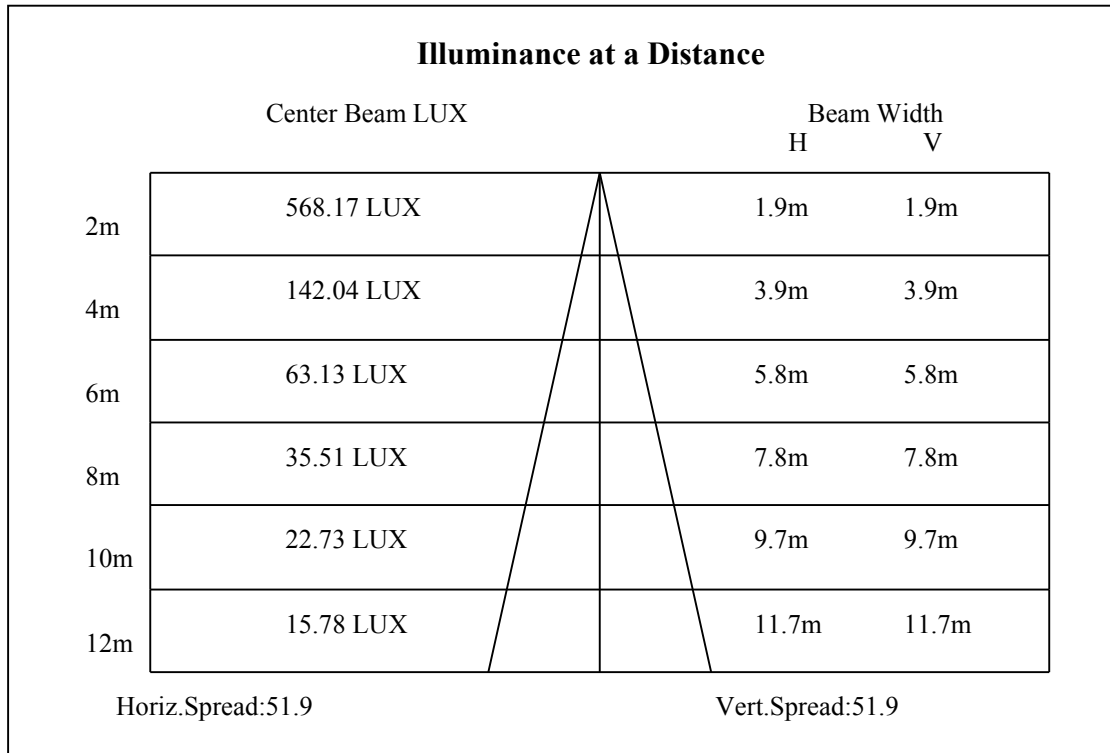
C90/C270: —————

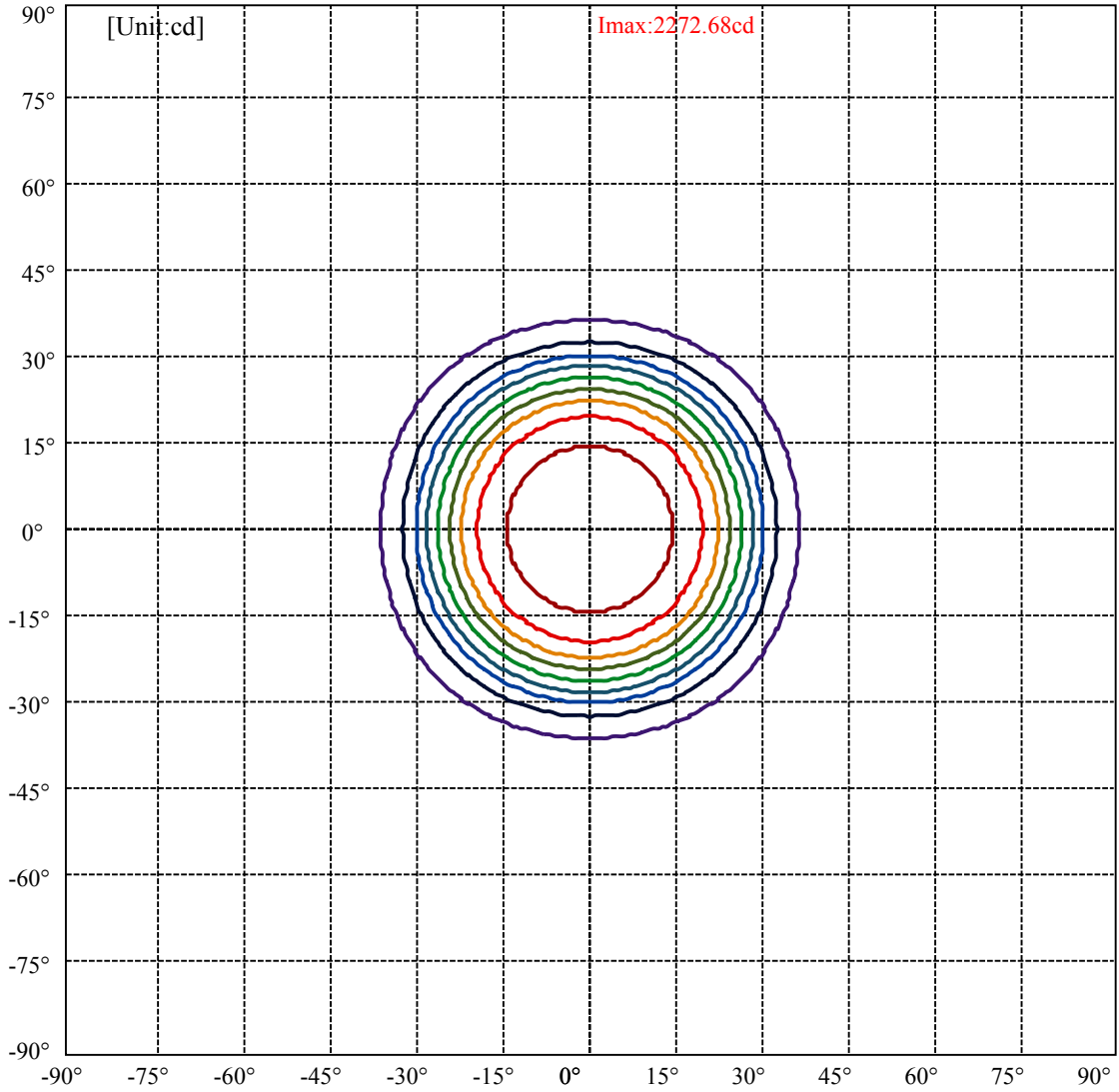
Field angle(10%Imax):C0/180Left:36.0 Right:36.0

:C90/270Left:36.0 Right:36.0

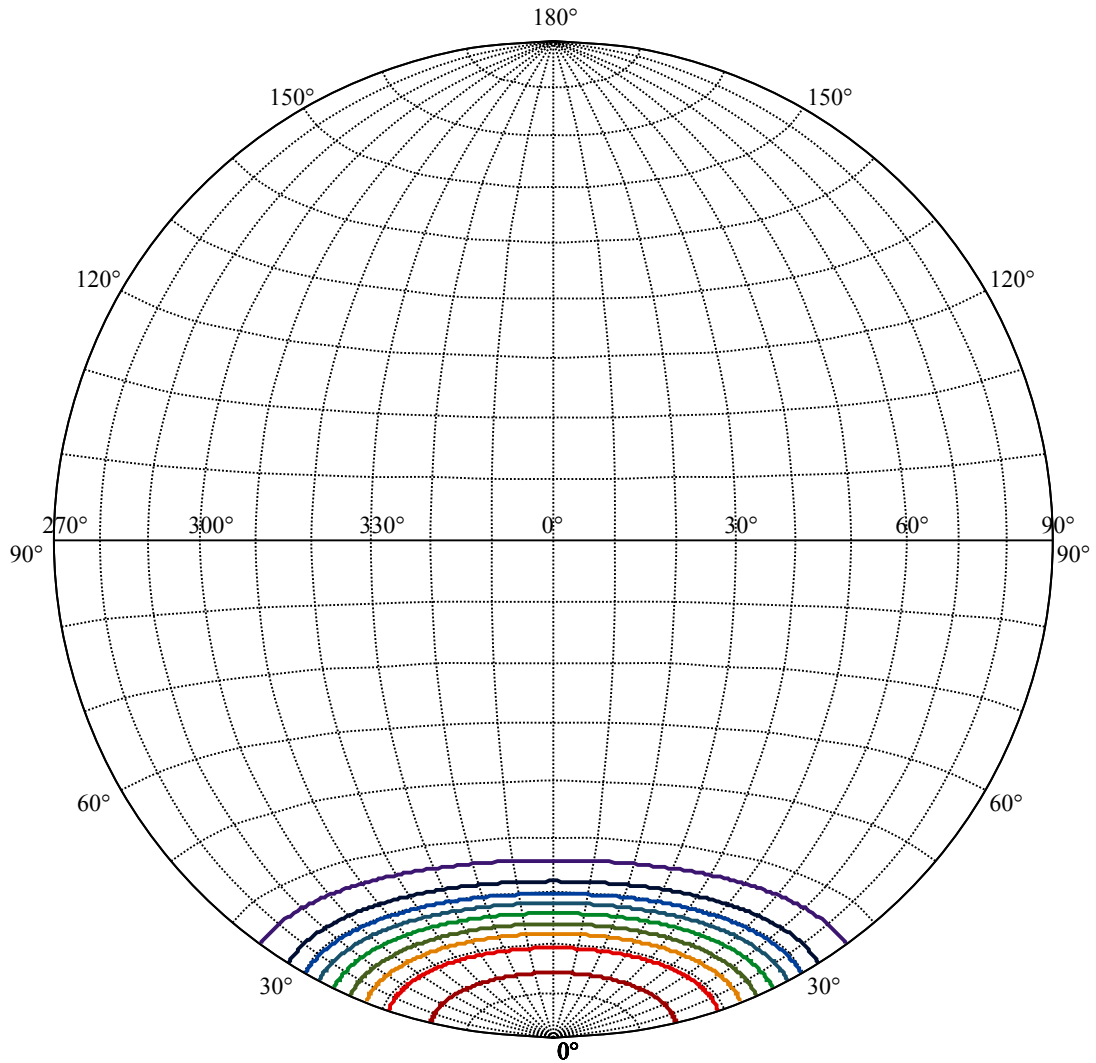
Beam Angle(50%Imax):C0/180Left:26.1 Right:26.1

:C90/270Left:26.1 Right:26.1





(10%Imax) 227.268	—
(20%Imax) 454.536	—
(30%Imax) 681.804	—
(40%Imax) 909.072	—
(50%Imax) 1136.34	—
(60%Imax) 1363.61	—
(70%Imax) 1590.88	—
(80%Imax) 1818.14	—
(90%Imax) 2045.41	—



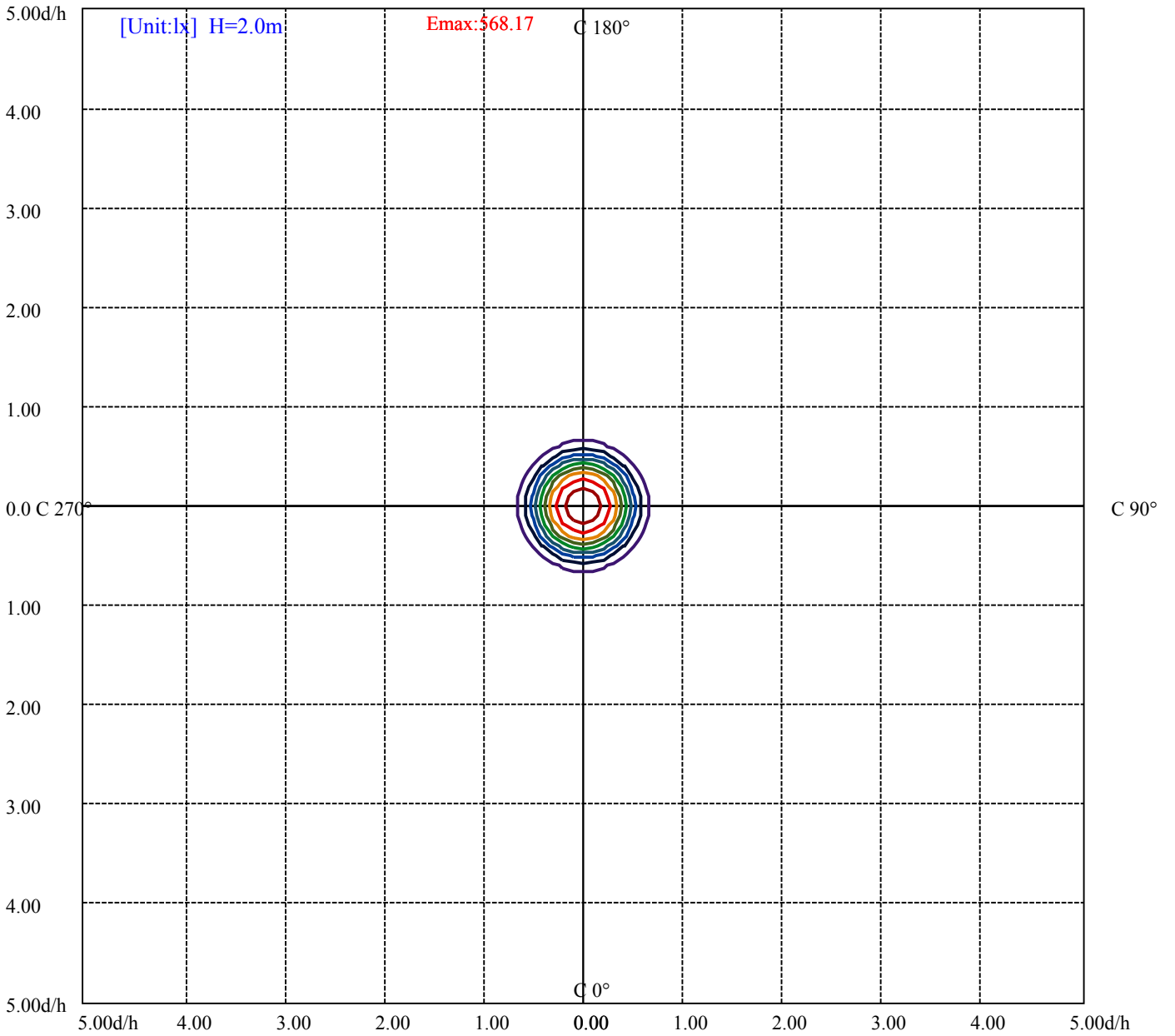
House

[Unit:cd]

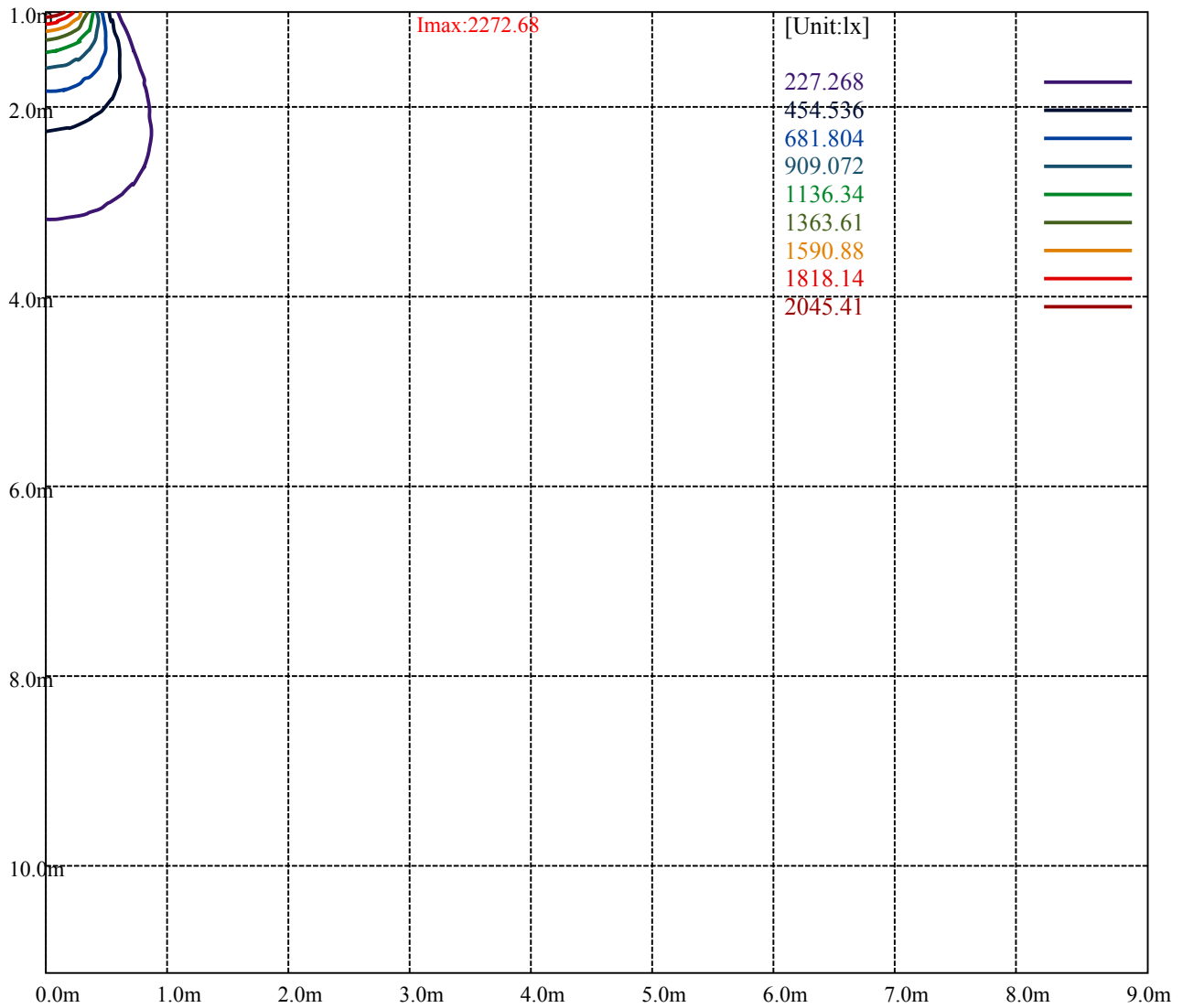
Road

Imax:2272.68

(10%Imax) 227.268	—
(20%Imax) 454.536	—
(30%Imax) 681.804	—
(40%Imax) 909.072	—
(50%Imax) 1136.34	—
(60%Imax) 1363.61	—
(70%Imax) 1590.88	—
(80%Imax) 1818.14	—
(90%Imax) 2045.41	—



- (10%Emax) 56.817
- (20%Emax) 113.634
- (30%Emax) 170.451
- (40%Emax) 227.268
- (50%Emax) 284.085
- (60%Emax) 340.9025
- (70%Emax) 397.72
- (80%Emax) 454.535
- (90%Emax) 511.3525



Luminance Table

γ	45	50	55	60	65	70	75	80	85
C0	0	0	0	0	0	0	0	0	0
C45	0	0	0	0	0	0	0	0	0
C90	0	0	0	0	0	0	0	0	0

L(Hor)(65)	L(Ver)(65)	L45(65)	L(Hor)(75)	L(Ver)(75)	L45(75)	L(Hor)(85)	L(Ver)(85)	L45(85)
0	0	0	0	0	0	0	0	0

Glare Table

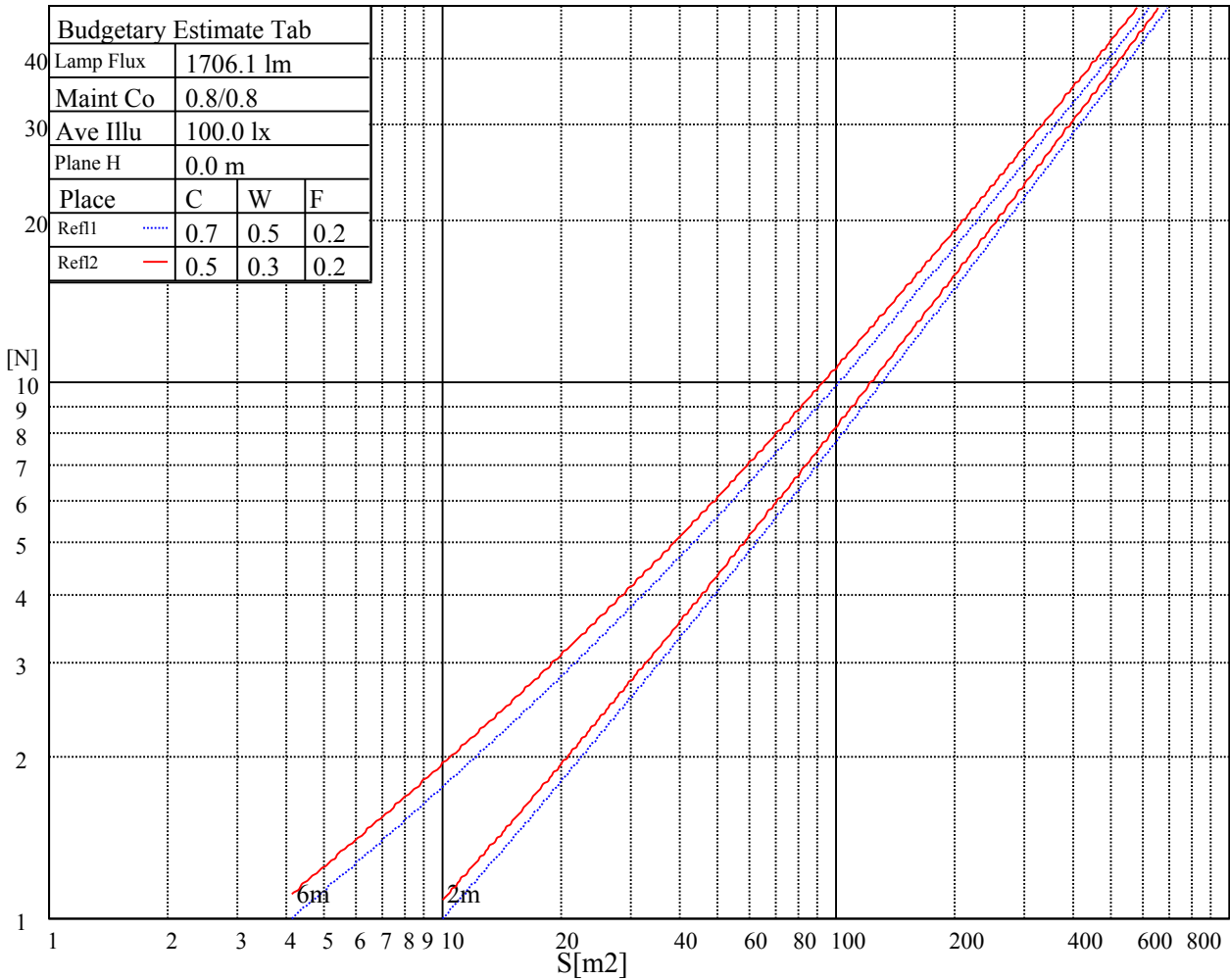
Glare	Quality	Service Values Illuminance(lx)							
1.15	A	2000	1000	500	<=300				
1.5	B		2000	1000	500	<=300			
1.85	C			2000	1000	500	<=300		
2.2	D				2000	1000	500	<=300	
2.55	E					2000	1000	500	<=300
		a	b	c	d	e	f	g	h

Luminance Limiting Curve

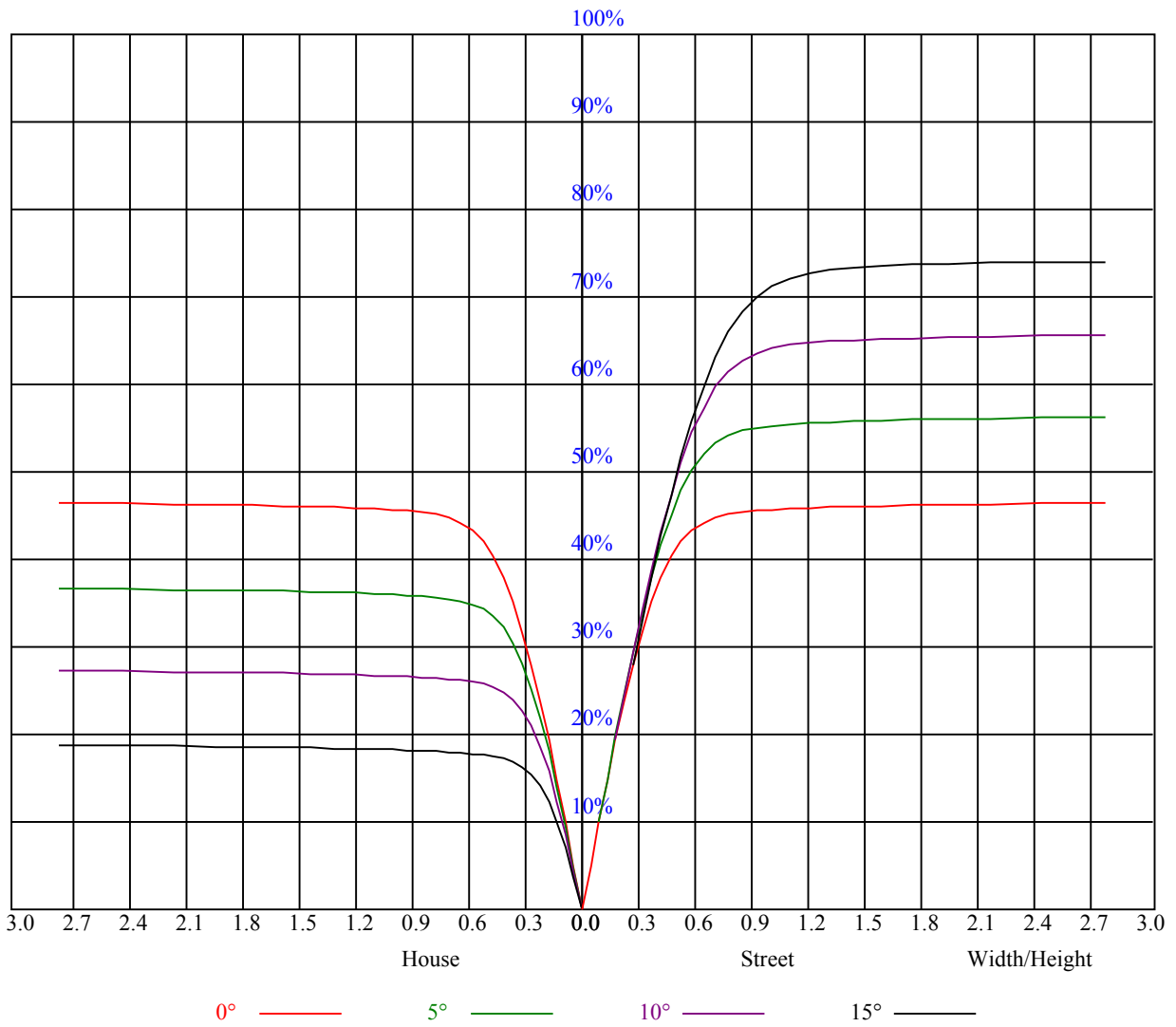


Illumination assessment according UGR										
Rf of Ceiling	70	70	50	50	30	70	70	50	50	30
Rf of Wall	50	30	50	30	30	50	30	50	30	30
Rf of Floor	20	20	20	20	20	20	20	20	20	20
Room dimensions	Viewed crosswise					Viewed endwise				
X	Y									
2H	2H	非数字	非数字	非数字	非数字	非数字	非数字	非数字	非数字	非数字
	3H	非数字	非数字	非数字	非数字	非数字	非数字	非数字	非数字	非数字
	4H	非数字	非数字	非数字	非数字	非数字	非数字	非数字	非数字	非数字
	6H	非数字	非数字	非数字	非数字	非数字	非数字	非数字	非数字	非数字
	8H	非数字	非数字	非数字	非数字	非数字	非数字	非数字	非数字	非数字
4H	12H	非数字	非数字	非数字	非数字	非数字	非数字	非数字	非数字	非数字
	2H	非数字	非数字	非数字	非数字	非数字	非数字	非数字	非数字	非数字
	3H	非数字	非数字	非数字	非数字	非数字	非数字	非数字	非数字	非数字
	4H	非数字	非数字	非数字	非数字	非数字	非数字	非数字	非数字	非数字
	6H	非数字	非数字	非数字	非数字	非数字	非数字	非数字	非数字	非数字
8H	8H	非数字	非数字	非数字	非数字	非数字	非数字	非数字	非数字	非数字
	12H	非数字	非数字	非数字	非数字	非数字	非数字	非数字	非数字	非数字
	4H	非数字	非数字	非数字	非数字	非数字	非数字	非数字	非数字	非数字
	6H	非数字	非数字	非数字	非数字	非数字	非数字	非数字	非数字	非数字
	8H	非数字	非数字	非数字	非数字	非数字	非数字	非数字	非数字	非数字
12H	12H	非数字	非数字	非数字	非数字	非数字	非数字	非数字	非数字	非数字
	4H	非数字	非数字	非数字	非数字	非数字	非数字	非数字	非数字	非数字
	6H	非数字	非数字	非数字	非数字	非数字	非数字	非数字	非数字	非数字
8H	非数字	非数字	非数字	非数字	非数字	非数字	非数字	非数字	非数字	
Variation with the observer position at spacings:										
S = 1.0H	非数字/非数字					非数字/非数字				
S = 1.5H	非数字/非数字					非数字/非数字				
S = 2.0H	非数字/非数字					非数字/非数字				
Standard tables:	BK0					BK0				
Uncorrected UGR	负无穷大					负无穷大				

UGR calculation is based on CIE Publ. 117 ,S/H = 0.25



RHOCC	80			70			50			30			10			0
RHOW	50	30	10	50	30	10	50	30	10	50	30	10	50	30	10	0
RCR	COEFFICIENTS OF UTILIZATION RHOF=20 CU															
0	1.11	1.11	1.11	1.09	1.09	1.09	1.04	1.04	1.04	1.00	1.00	1.00	0.96	0.96	0.96	0.94
1	1.04	1.02	0.99	1.02	1.00	0.98	0.98	0.96	0.95	0.95	0.93	0.92	0.91	0.90	0.89	0.88
2	0.97	0.93	0.90	0.96	0.92	0.89	0.92	0.90	0.87	0.90	0.88	0.86	0.87	0.85	0.84	0.82
3	0.91	0.87	0.83	0.90	0.86	0.83	0.87	0.84	0.81	0.85	0.82	0.80	0.83	0.81	0.79	0.77
4	0.86	0.81	0.77	0.85	0.80	0.77	0.83	0.79	0.76	0.81	0.78	0.75	0.79	0.77	0.74	0.73
5	0.81	0.76	0.72	0.80	0.76	0.72	0.79	0.74	0.71	0.77	0.74	0.71	0.76	0.73	0.70	0.69
6	0.77	0.72	0.68	0.76	0.71	0.68	0.75	0.70	0.67	0.73	0.70	0.67	0.72	0.69	0.66	0.65
7	0.73	0.68	0.64	0.72	0.67	0.64	0.71	0.67	0.63	0.70	0.66	0.63	0.69	0.65	0.63	0.62
8	0.69	0.64	0.60	0.69	0.64	0.60	0.68	0.63	0.60	0.67	0.63	0.60	0.66	0.62	0.60	0.58
9	0.66	0.61	0.57	0.65	0.61	0.57	0.65	0.60	0.57	0.64	0.60	0.57	0.63	0.59	0.57	0.55
10	0.63	0.58	0.54	0.62	0.58	0.54	0.62	0.57	0.54	0.61	0.57	0.54	0.60	0.57	0.54	0.53



Intensity data(cd)

C/γ(°)	0.0	1.0	2.0	3.0	4.0	5.0	6.0	7.0	8.0
0.0	2252.89	2253.45	2264.52	2259.53	2246.80	2237.95	2221.34	2199.20	2167.65
45.0	2272.82	2255.11	2250.68	2266.73	2271.16	2270.05	2262.86	2255.11	2237.95
90.0	2272.27	2261.75	2266.18	2273.93	2270.60	2273.93	2271.71	2260.09	2244.03
135.0	2292.75	2289.42	2268.39	2262.86	2280.57	2283.89	2276.14	2266.73	2257.32
180.0	2252.89	2275.59	2275.03	2255.66	2241.27	2251.78	2252.34	2241.27	2235.18
225.0	2272.82	2264.52	2230.20	2228.54	2233.52	2233.52	2222.45	2216.36	2200.31
270.0	2272.27	2281.12	2260.64	2238.50	2227.98	2229.64	2220.79	2203.07	2192.56
315.0	2292.75	2268.39	2251.78	2249.02	2241.82	2230.75	2217.47	2200.86	2177.06
360.0	2252.89	2253.45	2264.52	2259.53	2246.80	2237.95	2221.34	2199.20	2167.65
C/γ(°)	9.0	10.0	11.0	12.0	13.0	14.0	15.0	16.0	17.0
0.0	2138.86	2113.40	2089.04	2061.37	2018.75	1990.52	1955.64	1914.13	1851.58
45.0	2219.13	2196.43	2172.08	2136.10	2117.28	2092.37	2061.92	2019.85	1989.41
90.0	2220.23	2198.09	2174.84	2150.49	2114.51	2086.28	2053.07	2017.64	1965.61
135.0	2241.82	2206.39	2177.61	2145.51	2125.58	2096.79	2059.71	2015.98	1960.07
180.0	2223.00	2198.09	2173.18	2147.72	2119.49	2096.24	2065.80	2032.03	1983.32
225.0	2172.63	2139.42	2115.61	2081.85	2058.60	2033.14	2002.14	1971.70	1936.27
270.0	2173.18	2151.59	2130.01	2091.26	2060.81	2038.12	2005.46	1977.23	1942.91
315.0	2154.92	2116.72	2090.71	2065.80	2035.91	1993.28	1959.52	1929.63	1893.65
360.0	2138.86	2113.40	2089.04	2061.37	2018.75	1990.52	1955.64	1914.13	1851.58
C/γ(°)	18.0	19.0	20.0	21.0	22.0	23.0	24.0	25.0	26.0
0.0	1792.90	1727.59	1653.97	1541.04	1438.09	1246.56	1103.70	1074.69	954.24
45.0	1945.13	1874.83	1804.53	1705.44	1621.31	1528.31	1430.34	1293.61	1179.59
90.0	1908.59	1824.45	1743.64	1657.29	1534.40	1432.00	1234.39	1079.95	1048.90
135.0	1913.02	1860.99	1800.65	1715.96	1637.36	1548.79	1424.80	1316.86	1173.50
180.0	1945.68	1901.95	1857.11	1787.37	1717.07	1617.99	1530.53	1435.32	1305.24
225.0	1893.09	1838.85	1771.32	1693.27	1613.56	1510.05	1418.71	1240.47	1089.08
270.0	1910.25	1868.18	1818.92	1743.08	1673.34	1596.40	1509.49	1391.04	1284.76
315.0	1846.04	1792.35	1725.37	1651.75	1544.37	1449.71	1246.01	1104.03	1104.03
360.0	1792.90	1727.59	1653.97	1541.04	1438.09	1246.56	1103.70	1074.69	954.24
C/γ(°)	27.0	28.0	29.0	30.0	31.0	32.0	33.0	34.0	35.0
0.0	798.42	684.34	581.71	467.46	388.86	322.32	265.92	207.35	169.71
45.0	1057.25	932.71	785.47	678.64	579.00	488.77	391.90	324.37	279.54
90.0	919.98	798.14	683.67	556.41	465.25	386.64	318.78	245.60	197.28
135.0	1052.27	929.94	781.04	668.67	566.82	476.04	380.83	318.28	290.05
180.0	1195.08	1078.84	960.38	810.38	695.79	591.73	498.74	400.76	336.55
225.0	1059.14	938.24	788.46	677.80	578.50	468.40	391.02	323.43	250.86
270.0	1175.16	1057.81	906.69	784.91	647.08	550.77	461.65	366.44	299.46
315.0	955.79	836.23	718.71	585.53	489.88	407.96	340.92	269.74	221.47
360.0	798.42	684.34	581.71	467.46	388.86	322.32	265.92	207.35	169.71
C/γ(°)	36.0	37.0	38.0	39.0	40.0	41.0	42.0	43.0	44.0
0.0	139.10	115.14	92.00	77.83	66.42	55.30	48.05	42.46	36.64
45.0	279.54	161.91	131.13	102.02	84.64	68.64	59.23	52.03	46.16
90.0	151.28	123.33	101.30	80.93	68.69	58.90	51.42	44.06	39.36
135.0	290.05	166.84	137.83	114.64	95.76	77.38	65.93	54.63	47.71
180.0	280.09	280.09	177.24	145.19	119.95	95.48	80.10	64.76	55.35
225.0	203.48	165.34	133.73	110.15	87.29	73.40	62.60	52.70	46.50
270.0	284.52	284.52	151.12	123.99	103.18	86.41	70.52	61.11	53.80
315.0	180.45	147.24	116.19	96.98	81.04	65.26	55.80	46.66	41.07
360.0	139.10	115.14	92.00	77.83	66.42	55.30	48.05	42.46	36.64

Intensity data(cd)

C/γ(°)	45.0	46.0	47.0	48.0	49.0	50.0	51.0	52.0	53.0
0.0	33.05	30.22	27.34	25.41	23.80	22.09	20.92	19.87	18.99
45.0	40.35	36.42	33.10	30.28	27.46	25.52	23.97	22.53	21.03
90.0	35.59	32.38	29.06	26.96	25.02	23.03	21.70	20.54	19.32
135.0	42.01	36.75	33.38	30.50	28.12	25.57	23.91	22.36	21.09
180.0	48.10	41.02	36.70	33.21	30.44	27.51	25.46	23.86	22.36
225.0	41.46	36.26	32.99	29.61	27.29	25.41	23.75	21.98	20.81
270.0	46.11	41.07	37.03	32.88	30.17	27.90	25.52	23.91	22.47
315.0	36.70	33.10	29.56	27.29	25.30	23.69	21.92	20.76	19.76
360.0	33.05	30.22	27.34	25.41	23.80	22.09	20.92	19.87	18.99
C/γ(°)	54.0	55.0	56.0	57.0	58.0	59.0	60.0	61.0	62.0
0.0	17.99	17.27	16.66	16.05	15.39	14.89	14.34	13.95	13.62
45.0	20.04	18.88	18.10	17.38	16.55	16.00	15.44	14.95	14.34
90.0	18.43	17.49	16.83	16.22	15.67	15.00	14.61	14.17	13.73
135.0	19.76	18.88	18.05	17.16	16.50	15.78	15.22	14.72	14.34
180.0	21.03	19.71	18.82	17.82	17.10	16.50	15.78	15.28	14.78
225.0	19.82	18.88	17.88	17.16	16.61	16.00	15.33	14.83	14.28
270.0	20.98	19.93	18.99	18.16	17.21	16.61	16.00	15.44	14.83
315.0	18.82	17.77	17.10	16.33	15.83	15.28	14.67	14.28	13.84
360.0	17.99	17.27	16.66	16.05	15.39	14.89	14.34	13.95	13.62
C/γ(°)	63.0	64.0	65.0	66.0	67.0	68.0	69.0	70.0	71.0
0.0	13.17	12.84	12.51	12.18	11.85	11.57	11.29	11.02	10.68
45.0	13.89	13.56	13.17	12.73	12.40	12.07	11.73	11.40	11.13
90.0	13.28	12.95	12.62	12.29	11.90	11.62	11.29	11.02	10.79
135.0	13.84	13.51	13.12	12.84	12.40	12.12	11.85	11.51	11.18
180.0	14.28	13.84	13.45	13.12	12.73	12.40	12.07	11.79	11.46
225.0	13.89	13.45	13.06	12.68	12.34	12.07	11.68	11.40	11.13
270.0	14.39	13.84	13.45	13.12	12.68	12.34	12.07	11.73	11.35
315.0	13.51	13.06	12.73	12.45	12.12	11.73	11.51	11.24	10.90
360.0	13.17	12.84	12.51	12.18	11.85	11.57	11.29	11.02	10.68
C/γ(°)	72.0	73.0	74.0	75.0	76.0	77.0	78.0	79.0	80.0
0.0	10.35	10.13	9.80	9.58	9.24	8.97	8.75	8.52	8.25
45.0	10.79	10.52	10.19	9.91	9.63	9.41	9.08	8.86	8.58
90.0	10.35	10.13	9.85	9.63	9.30	9.08	8.86	8.58	8.30
135.0	10.90	10.57	10.30	10.07	9.74	9.52	9.24	8.97	8.75
180.0	11.18	10.90	10.57	10.24	9.91	9.69	9.41	9.13	8.86
225.0	10.79	10.46	10.19	9.96	9.63	9.41	9.08	8.86	8.64
270.0	11.13	10.85	10.52	10.24	9.96	9.69	9.41	9.13	8.80
315.0	10.68	10.41	10.07	9.85	9.52	9.30	9.02	8.80	8.52
360.0	10.35	10.13	9.80	9.58	9.24	8.97	8.75	8.52	8.25
C/γ(°)	81.0	82.0	83.0	84.0	85.0	86.0	87.0	88.0	89.0
0.0	8.08	7.80	7.69	7.47	7.31	7.14	6.97	6.86	6.75
45.0	8.30	8.14	7.92	7.64	7.47	7.31	7.14	6.97	6.81
90.0	8.14	7.92	7.69	7.47	7.31	7.20	7.03	6.86	6.81
135.0	8.52	8.25	8.08	7.80	7.64	7.47	7.31	7.14	6.92
180.0	8.64	8.36	8.14	7.97	7.75	7.58	7.36	7.20	7.03
225.0	8.36	8.14	7.97	7.75	7.53	7.36	7.20	7.03	6.86
270.0	8.58	8.47	8.19	7.97	7.69	7.53	7.31	7.14	7.03
315.0	8.30	8.14	7.97	7.69	7.53	7.31	7.20	7.03	6.86
360.0	8.08	7.80	7.69	7.47	7.31	7.14	6.97	6.86	6.75

Intensity data(cd)

C/ γ ($^{\circ}$)	90.0
0.0	6.75
45.0	6.81
90.0	6.81
135.0	6.92
180.0	6.86
225.0	6.75
270.0	6.86
315.0	6.81
360.0	6.75